

Lesson 4

GET Part ①

動詞 (call, make など) + A + B の形を理解し、使おう。



Words

CDを聞いて _____ に英語を書き取ろう。()には右から意味を選んで記号を書こう。

- (1) _____ () (2) _____ ()
 (3) _____ () (4) _____ ()

- A 建物 B 破壊する
 C 爆弾 D 悲劇

A 基本文の確認



CDを聞いて英語を書き取ろう。()には英文の意味を書こう。



→ 教科書 p.46 文法のまとめ

- ① We _____ the dog _____ .
 (_____)
 ② The book _____ me _____ .
 (_____)



1 右の絵に合うように、()から適する語句を選ぼう。

- (1) We (call / talk / say) the cat Momo.
 (2) These pictures (make I / make me) sad.



2 絵を見て、「私たちは…を〜と呼びます。/…を〜にします。」という英文を完成しよう。

(1) she / Saki-chan (2) he / Ken
 (3) we / sad (4) I / happy

- (1) We _____ her Saki-chan.
 (2) We _____ .
 (3) The news _____ us _____ .
 (4) _____

3 日本語に合う英文になるように、()の語句を並べかえよう。

- (1) その手紙は彼女を怒らせました。 The letter (her / angry / made) .
 The letter _____ .
 (2) ブラウン先生は私をトムと呼びます。 Ms Brown (Tom / calls / me) .
 Ms Brown _____ .



教科書の聞き取り

CDを聞いて英語を書き取ろう。()には英文の意味を書こう。

- ① We _____ the Atomic Bomb Dome.
()
- ② This _____ .
()
- ③ We _____ the _____ of peace.
()

B 基本文の練習

1 次の英文の意味を完成しよう。

- (1) We call the bird Kyu-chan. 私たちはその鳥を()。
- (2) Watching movies makes Raj happy.
映画を見ることはラージを()。
- (3) My father called me Toshi when I was a child.
私が子どものとき、()。

2 日本語に合う英文になるように、()の語句を並べかえよう。

- (1) 私をエマと呼んでください。(Emma / call / please / me) .
_____ .
- (2) その話は私たちを驚かせました。(surprised / us / the story / made) .
_____ .
- (3) この建物を何と呼びますか。(do / what / call / you / this building) ?
_____ ?
- (4) 何がエマを取り乱させますか。(upset / makes / what / Emma) ?
_____ ?



表現しよう

■ 例を参考に、あなた自身の立場で①②の問いに答えよう。

- 例 What do your friends call you? — They call me Ken.
What makes you happy? — Reading books makes me happy.

- ① What do your friends call you?

- ② What makes you happy?

Lesson 4

GET Part 2

It ~ (for A) to ...
の形を理解し、使おう。



Words CDを聞いて _____ に英語を書き取ろう。()には右から意味を選んで記号を書こう。



- (1) _____ () (2) _____ ()
(3) _____ () (4) _____ ()

- A 可能な B 不可能な
C 外国の D 早く

A 基本文の確認




CDを聞いて英語を書き取ろう。()には英文の意味を書こう。 ➡ 教科書 p.46 文法のまとめ



_____ is important _____ me _____ read books every day.
(_____)

1 右の絵に合うように、()から適する語句を選ぼう。

- (1) It is interesting (to / for / of) me to use a computer.
(2) It is difficult for me (getting / to get) up at six.



2 絵を見て、「～が…することは一です。」という英文を完成しよう。

<p>(1)</p> <p>fun / sing</p>	<p>(2)</p> <p>difficult / write</p>	<p>(3)</p> <p>important / think</p>	<p>(4)</p> <p>interesting / study math</p>
------------------------------	-------------------------------------	-------------------------------------	--

- (1) It's fun _____ Paul _____ sing a song.
(2) It's _____ Emma to write a letter in Chinese.
(3) It's _____ us _____ think about the earth.
(4) _____

3 日本語に合う英文になるように、()の語句を並べかえよう。

- (1) 私が早く起きることは簡単です。
It is easy (get up / me / for / to) early.
It is easy _____ early.
(2) 私が本を読むことは必要です。
It is necessary (read / for / to / me) books.
It is necessary _____ books.



教科書の聞き取り

CDを聞いて英語を書き取ろう。()には英文の意味を書こう。

- ① But it's important _____ see the reality of war.
()
- ② It _____ again.
()
- ③ So we must think about peace, now and _____ .
()

B 基本文の練習

1 ほぼ同じ内容を表す英文になるように, _____ に適する語句を書こう。

- (1) To think about our dreams is important to us.
It's important _____ us _____ think about our dreams.
- (2) Traveling around the world is interesting for me.
It's interesting _____ me _____ travel around the world.

2 日本語に合う英文になるように, ()の語句を並べかえよう。

- (1) 久美がベストを尽くすことは必要です。
(her best / necessary / to / Kumi / it's / for / do) .
_____ .
- (2) 私が空を飛ぶことは不可能です。
(fly / impossible / me / it's / for / to / in the sky) .
_____ .



表現しよう

1 メモを見て, ラージにとって簡単なこと・難しいことを説明する英文を2文ずつ書こう。

ラージについてのメモ

簡単なこと

海で泳ぐ, カレーを作る,
英語を話す

難しいこと

速く走る, ケーキを作る,
漢字を書く

簡単なこと 例 It's easy for Raj to swim in the sea.

- _____
- _____

難しいこと 例 It's difficult for Raj to run fast.

- _____
- _____

2 1の例を参考に, あなたにとって楽しいこと(fun)を説明する英文を書こう。

Lesson 4 USE Read の復習



Words

CDを聞いて _____ に英語を書き取ろう。()には右から意味を選んで記号を書こう。



39

- (1) _____ () (2) _____ ()
 (3) _____ () (4) _____ ()
 (5) _____ () (6) _____ ()
 (7) _____ () (8) _____ ()
 (9) _____ () (10) _____ ()

- | |
|----------------|
| A 「成長する」の過去形 |
| B 受け取る |
| C 生き残る D 願い |
| E 記念の F 風習 |
| G 落とす H 選ぶ |
| I 突然 J 死 |

リーディング

禎子さんの物語を読んで、下の問いに答えよう。

語句

because of ~
 ~の理由(原因)で



The Story of Sadako

Many buildings were suddenly destroyed. On August 6, 1945, an atomic bomb was dropped over Hiroshima. At least 130,000 people died by the end of ① the year. Sadako was only two years old. She survived.

When Sadako was an elementary school student, she could run fast. In the sixth grade, she was selected as a member of the relay team for the school's sports day. ② It made her very happy.

About a month later, Sadako suddenly became sick. The doctors thought that she became sick because of the bomb. "I don't think she can live more than a year," a doctor said to her parents.

1 下線部①②が指すものを、具体的に日本語で説明しよう。

- ① _____
 ② _____

2 次の問いに英語で答えよう。

- (1) Why did Sadako become sick?

- (2) What did Sadako start to do in the hospital?



意味が言えるかな?

- early foreign felt possible necessary be in shock



Reading Skills


時の流れをつかむ

次の英文は、探検家コロンブス(Columbus)の航海についての物語の一部です。時を表す語句と代名詞などに注意しながら、年代の古い順に英文を並べかえよう。

- ① He arrived in South America in 1498.
- ② They started to live in South America before Columbus's voyages.
- ③ His first voyage was in 1492.
- ④ Columbus made four voyages to America.
- ⑤ At that time native people lived there.



〈注〉 America アメリカ大陸
voyage 航海



語句

hopeful
希望に満ちた

fold (紙などを)折る

In the hospital, Sadako was sad. Then she received some paper cranes. They made her hopeful. She thought, "If I make a thousand cranes, I can live, and I can get well." She started to fold the cranes. She made a wish on them for good health. She made a thousand, but she never left the hospital. She died when she was only twelve.

After Sadako died, her friends could not accept her death. They decided to build a statue of her. It now stands in Hiroshima Peace Memorial Park.

[195 words]

3 禎子さんについての年表を完成しよう。

On _____	An atomic bomb was dropped.
When Sadako was in the sixth grade	She _____ .
About a month after _____	She became _____ .
When Sadako was twelve	She _____ .
After _____	A statue of Sadako was built.

Lesson 4

Words • POINT の復習

1 言語 英語は日本語に，日本語は英語にしよう。

[問/6問]

- (1) felt _____ (2) grew _____
 (3) 早い _____ (4) 受け取る _____
 (5) 可能な _____ (6) 外国の _____

2 言語 日本語に合う英文になるように， _____ に適する語句を書こう。

[問/5問]

- (1) 私はショックを受けています。 I'm _____ .
 (2) 禎子は成長しました。 Sadako _____ .
 (3) 禎子は折り鶴に願いごとをしました。
 Sadako _____ a _____ on the paper cranes.
 (4) 禎子は病気がなおることを望んでいました。
 Sadako hoped to _____ .
 (5) 人々は世界中から折り鶴を送ります。
 People send paper cranes from _____ the _____ .

3 言語 日本語に合う英文になるように， () の語句を並べかえよう。

[問/4問]

- (1) 私たちはそのネコをタマと呼びます。 (the cat / call / Tama / we / .)

 (2) その音楽は私を幸せにします。 (happy / makes / me / the music / .)

 (3) 私にとって映画を見ることはおもしろい。
 (movies / me / it / to / for / interesting / see / is / .)

 (4) 子どもたちが本を読むことは必要です。
 (necessary / it / read / for / to / is / books / children / .)

4 言語 () の指示にしたがって，次の英文を書きかえよう。

[問/2問]

- (1) Speaking three languages is easy for Raj. [itを主語にしたほぼ同じ意味の文に]

 (2) Your mother calls you Ken. [下線部をたずねる文に]

Lesson 4 USE Write の復習

「ハーメルンの笛吹き」の物語を読んで、要約文を完成しよう。

1

A long time ago, Hamelin was a beautiful town. One day a lot of rats came to the town. Soon the houses and streets were full of them.

2

Then a man came to the town. He wore clothes of many colors and had a long pipe in his hand. He was the Pied Piper of Hamelin. He said to the mayor, "I can catch all the rats in Hamelin with my pipe." "I will give you money for that," the mayor said to him.

3

The Pied Piper played some music. Hundreds of rats came out. They followed him. At last they came to the river. The Pied Piper jumped in. All the rats jumped in too. The water took the rats away.

4

The Pied Piper went to the mayor's office, but the mayor didn't give him money. So the Pied Piper played different music. All the children of Hamelin came out and followed the Pied Piper. He took them away and never came back.

(注) Hamelin ハーメルン(町の名前) rat ネズミ pipe 笛 pied まだらの服を着た
piper 笛吹き mayor 町長 money お金 take ~ away ~を遠くへ連れて行く

要約文

1

A long time ago, Hamelin was a beautiful town. _____

2

Then a man, the Pied Piper, came to the town. _____

3

_____ The rats followed him into the river, and the water took the rats away.

4

The Pied Piper went to the mayor's office. The mayor broke the promise and didn't give him money. _____