

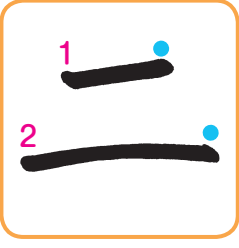
かたかなの 書き方 **1** …… **画**^{かく}の書き方

一年生で学んだかたかなの画の書き方を
たしかめましょう。

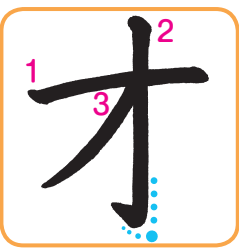


ゆびで なぞろう

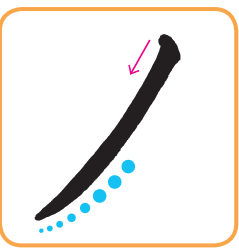
「とめ」

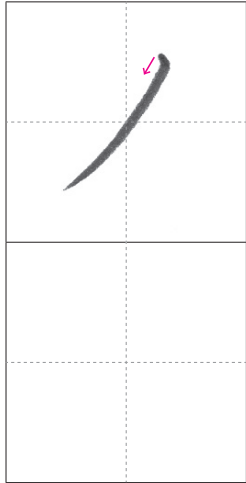


「はね」



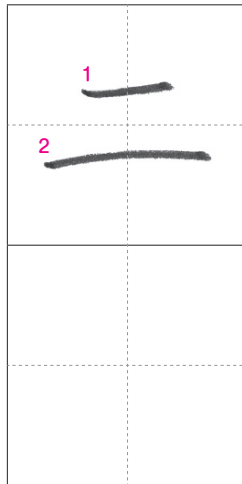
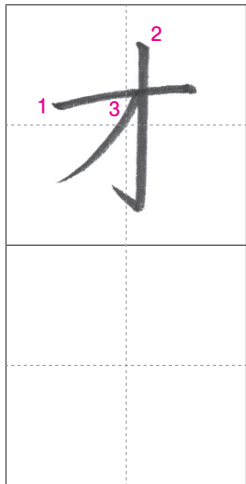

「はらい」



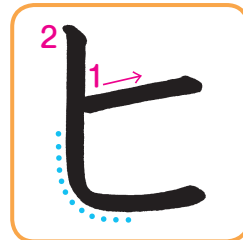


書いて
たしかめよう

「おれ」

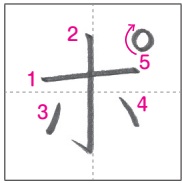
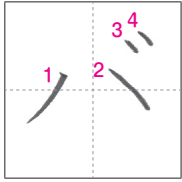


「まがり」




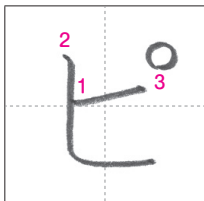
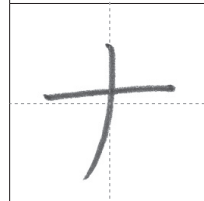
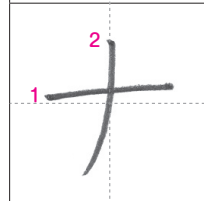
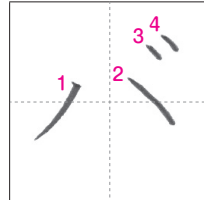
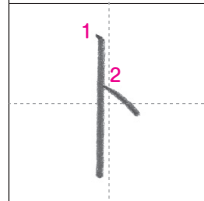
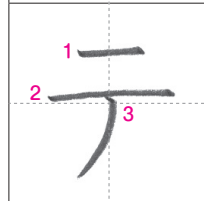
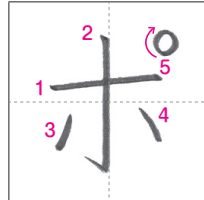


6-2 / 7-1

13



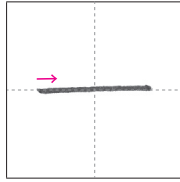
「ハ」「ホ」を
書きましょう。



● のばす

しるしの

書き方



◎ かたかなの画かくの

書き方をたしかめて

書きましたか。



7-3

15